


Expanding the Konftel 300, Konftel 300IP and Konftel 300IPx

The Konftel 300, 300IP and 300IPx are advanced yet simple to use conference phones. With the addition of external equipment they can be used in very large applications. Here are some examples of solutions.



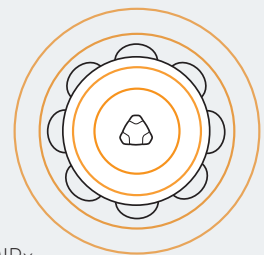
Place the Konftel 300/300IP/300IPx in the middle of the table. The microphones pick-up area is up to 30 m² /300 sq ft.

 **Installation** = Just connect and make a call.




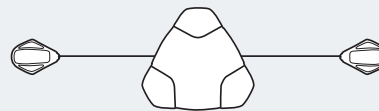
Equipment from Konftel

Konftel 300, Konftel 300IP or Konftel 300IPx.




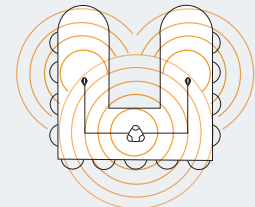
Place the expansion microphones on each side of the Konftel 300/300IP/300IPx. Expansion microphones effectively double the voice pickup range. Together, the microphones ensure optimal voice pickup in meeting rooms.

 **Installation:** Just connect and make a call.




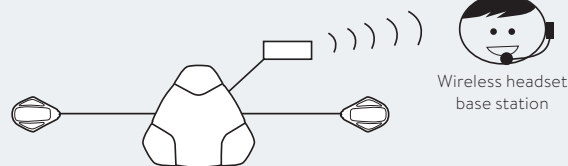
Equipment from Konftel

Konftel 300, Konftel 300IP or Konftel 300IPx and expansion microphones.



When a wireless headset is connected, the microphones from the Konftel 300/300IP/300IPx and the wireless headset will work simultaneously and transmit the call to other participants in the phone conference.

 **Installation:** Requires some knowledge of headset installation.




Equipment from Konftel

Konftel 300, Konftel 300IP or Konftel 300IPx and expansion microphones.

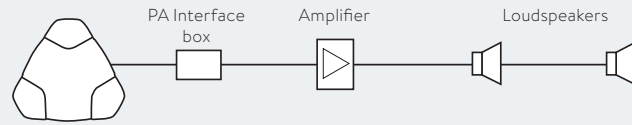
External equipment

Wireless headset.



AUDITORIUM
The Konftel 300/300IP/300IPx can be connected to external loudspeakers or a PA system for more powerful audio effect.

Installation: Requires some knowledge of installed systems.




Equipment from Konftel

Konftel 300, Konftel 300IP or Konftel 300IPx and PA interface box.

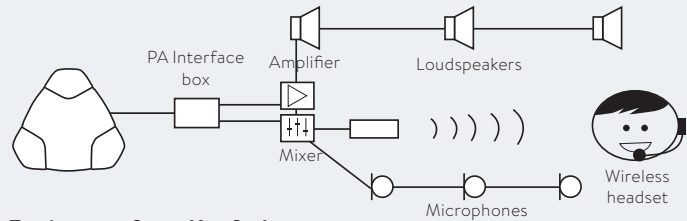
External equipment

Amplifier and external loudspeakers.



LARGE MEETINGS
The Konftel 300/300IP/300IPx can be connected to a PA system with external loudspeakers and microphones for use in larger situations.

Installation: Requires knowledge of installed systems



Equipment from Konftel

Konftel 300, Konftel 300IP or Konftel 300IPx and PA interface box.

External equipment

Mixer, amplifier, external loudspeakers, external microphones and optional wireless headsets or wireless microphones.

CONFERENCE PHONES AND CONNECTION OPTIONS

The Konftel 300 series gives you the freedom to connect in the way that suits your situation. In all solutions the audio technology OmniSound® HD analyses and processes the sound for full-duplex with the highest quality possible, with or without a connected PA system.



The **Konftel 300IP** is a SIP-based conference phone that combines all the benefits of IP telephony with Konftel's innovative functions for more efficient teleconferencing.

It offers web-based configuration, configurable profiles and handles four SIP connections at the same time.

The expansion microphones are optional.



Conference calls are easier than ever with the **Konftel 300IPx** and Konftel Unite mobile app. This versatile IP conference phone is ideal in any room right up to large auditoriums.

It has a USB port and works perfectly with Skype for Business, Cisco, Avaya and other meeting tools.



The **Konftel 300** can be connected in three different ways:

Analogue (PSTN): the most common solution.

USB: for VoIP 7 kHz wideband voice transmission via a computer.

Mobile: for connection to a mobile phone via an optional cable.

The Line mode selector helps you to easily switch and combine the different connections.